

## 6

## Ikkoku Hirakata Miura-toge Pass




The guardian deity

The guardian statue at the trailhead of Ikkoku Pass has a round head and is very charming.



Wakamiya Shrine

You can find this peaceful little shrine just before you reach Doze Beach.



The viewpoint at Point Sabohana

With its breathtaking view of the coast, ocean and islands and a gazebo, this is the best place to have lunch.



Doze Beach

If you come in the right season, you can see a seaweed called "tengusa" being dried. This neighborhood gives you a glimpse into life in a small fishing village. Have your camera ready for the view of the islands floating on the horizon.

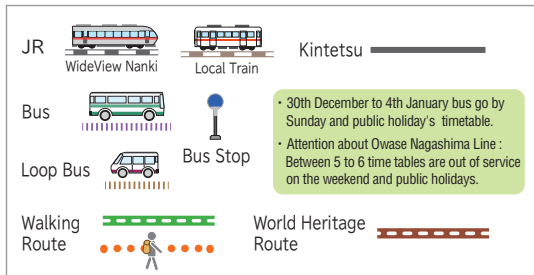
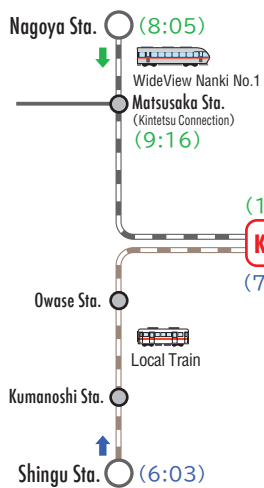
■ **Distance** / Approx. 7.6Km from Kato-kyokai-mae Bus Stop to Minose Station

■ **Walking time** / 3hrs.

■ **Level** / ★

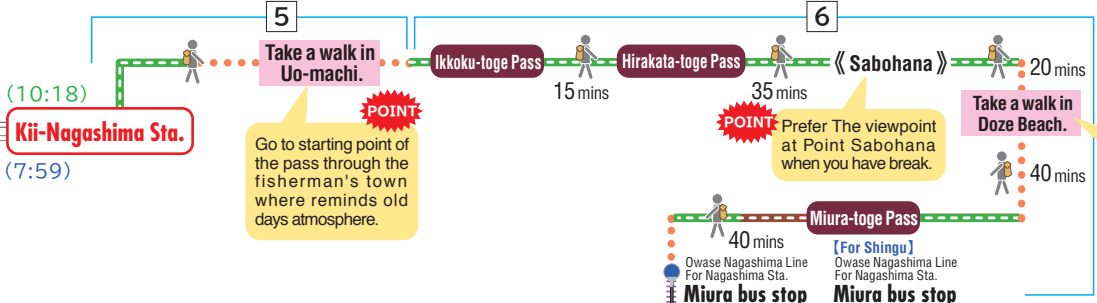
■ **The Course** / You cross 3 passes on your way from Nagashima to Miura, Ikkoku, Hirakata, Miura Passes. The gentle slopes make this an easy course with stunning vistas of the coastline and intimate views into the way of life in traditional fishing villages. You can even enjoy a bath in a hot spring on the way.

# Uo-machi · Ikkoku Hirakata Miura-toge Pass · Furusato Onsen



**Time required**

Uo-machi : 30 mins ※ If you request the guide, time required is 1 hour half to 2 hours.  
 ※ [Uo-machi] fisherman's town, the same as it was long ago. Please take plenty time if you walk leisurely.  
 Kii-Nagashima Sta. → Ikkoku-toge Pass the Trailhead : 1 hr 30 mins  
 Ikkoku-toge Pass the Trailhead → 《Ikkoku-toge · Hirakata-toge》《Sabohana》《Miura-toge Pass》→ Miura bus stop : 3 hr 10 mins

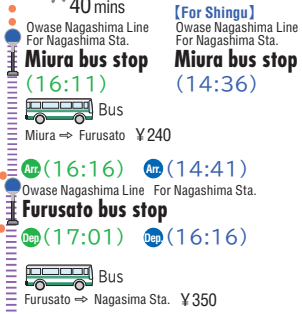


**Refresh in Furusato Onsen**  
 Admission Fee: ¥ 510 (Adult)

**Furusato Onsen**  
 One way 6 mins

(POINT) Be careful when you walk from Onsen to bus stop, autumn and winter become dark earlier and road will black out.

Short cut for walker only



Here you can get timetable (bus and train).

iseji route Search

